








May Calendar for Parents



Sunday	Monday	Tuesday	Wednesday	Thursday	Friday	Saturday
Tuity Fruity Salad Several types of fruit 3 Tablespoons of frozen orange juice concentrate Coconut or chopped nuts Give your child a plastic knife or blunt knife to cut up the fruit. Let your child make his/her own salad by cutting up the fruit and then stirring in the coconut, and/or nuts, and the orange juice. Discuss the colors, textures, shapes, and flavors of the fruits as you mke the salads.					Plant some grass seeds in paper cups or a small tray and put them in the windowsill.	
	Walk or drive by the school your child will attend next year. If possible, take a tour of the school.		Talk positively about going to a new school.	Tell your child about when you started school. Show pictures if you have them.	Take a "Treasure Hunt" around the house and have your child look for things made out of wood, that are blue, made out of glass, etc.	Check on your grass seeds. Water them.
Practice opening small milk cartons like your child will have at the "big school".	Play "Simon Says". This will help your child learn to listen for directions.	Make popsicles by freezing juice in small paper cups with popsicles sticks.	Visit the library with your child. See if they have some of the books on the booklist at www.terrifictransitions.org/booksfor.pdf Or have your librarian help you select some appropriate books.	Let your child prepare the menu for dinner and help cook.	Check on your grass seeds. Water them. Give the grass a "haircut" with scissors.	
Help your child make and decorate a storage box for preschool memorabilia box.		Let your child select things to go in the memorabilia box. Talk about the changes in your child's drawing ability over the past few years.	Read a book about changes, transitions, or starting school.	Blow bubbles outside (see web address below for more information) www.exploratorium.edu/ronh/bubbles/bubbles.html 	If your grass seeds survived, move them to a new home in the yard.	