

February Calendar for Parents

Sunday

Monday

Tuesday

Wednesday


Thursday

Friday

Saturday

February's Recipe---Gelatin Valentine Hearts

1 large box strawberry gelatin, cold water, and 1 heart-shaped cookie cutter. Follow directions on the gelatin box for jigglers. Pour the mixture into a greased 9 x 13 inch pan and chill until firm. To un-mold, turn the pan upside-down over a countertop. With the heart-shaped cookie cutter cut hearts out of the gelatin. Store in the refrigerator.



Happy Valentines Day!

Have your child stand straight and tall. Ask him/her to try standing that way for one minute. Ask, "Is one minute a long time?"



Have your child draw a number with glue on a piece of cardboard and then spread rice on the glue.

Tape three nametags to different items in your child's room. In a few days, remove the tags and ask your child to put the tags back on the correct items.


Have your child find things in the house that are shaped like a triangle, a square, or a circle.



Cut and scramble the first ten days of the previous month's calendar. Ask your child to glue them in order

Have your child make a cream cheese sandwich and cut it into halves.

Ask your child to look up and find things that are high. Ask him/her to name some of them.



Ask your child about his/her day at childcare or school. Ask him/her to tell you about the best part of the day.

Count the number of jumping jacks your child can do.


Have your child name an article of clothing he/she wears when it is raining.



Let your child try to read a friend's house number

Have your child trace his/her right or left hand on a piece of cardboard. Ask him/her to draw a ring on one of the fingers and color it.

How many red items in your home can your child name for you?



Share a book about diversity with your child.

